



DIOCESE OF PALM BEACH FINANCIAL STATEMENT

JANUARY 2023



Dear Brothers and Sisters in Christ,

Each year at this time, I have the opportunity to report to you on the financial health of our Diocese of Palm Beach. Despite these challenging economic times, I am pleased to report that the principle funding source, which is provided from the Diocesan Services Appeal (DSA), continues to be a success. Our campaign for 2022 promoted with the theme “As the Father has sent me, so I send you” are the words that Jesus spoke to the Apostles after the Resurrection when He placed the mission of spreading the Good News upon them. In a similar way, we have again been blessed by the generosity of the faithful who have shown their faith and provided the necessary support to enable us to carry out the critical mission and ministries as well as bringing hope to those in need in our Diocese.

I invite you to review our annual examination of the financial results of the administrative offices of

the Diocese of Palm Beach for the fiscal year ended June 30, 2022. The information contained herein is primarily sourced from the “Report on Audits of Financial Statements,” which was prepared by the independent accounting firm of Templeton & Co., LLP. The actual audit report was thoroughly reviewed by our audit committee and accepted by the Diocesan Finance Council. We have modified the report format to make the information more reader friendly, and we have added information on the results of the 2022 DSA as well as the totals received for various monthly collections throughout the year which provide vital support of specifically designated needs within the global Church.

We regularly report our financial results in a multi-page supplement which is included in the Palm Beach e-Edition of the Florida Catholic. As always, we continue to make available a copy of the actual auditors’ report on our website (www.diocesepb.org). If you have any specific questions or comments

regarding any of this financial information, I invite you to contact the Diocesan Finance Office directly. We remain mindful of our sacred obligation for the proper stewardship of these financial gifts and of our continuing pledge of full accountability and financial transparency.

As always, I am deeply grateful for your prayers and support as we go forth in the name of Christ, spreading the Good News and building His Church here in the Diocese of Palm Beach. May God bless you and watch over you throughout this New Year!

With every prayerful wish, I am

Sincerely yours in Christ,

Most Reverend Gerald M. Barbarito
Bishop of Palm Beach

“As the Father has sent me, so I send you.”

– John 20:21

PAROCHIAL RESPONSE TO 2022 DSA

Parish/mission name and city (as of Jan. 6, 2023)	2022 DSA Goal percentage collected
Ascension, Boca Raton	100 +
Cathedral of St. Ignatius Loyola, Palm Beach Gardens	100 +
Emmanuel, Delray Beach	89 +
Holy Cross, Indiantown	92 +
Holy Cross, Vero Beach	100 +
Holy Family, Port St. Lucie	100 +
Holy Name of Jesus, West Palm Beach	99 +
Holy Redeemer, Palm City	100 +
Holy Spirit, Lantana	100 +
Mary Immaculate, West Palm Beach	100 +
Notre Dame Mission, Fort Pierce	100 +
Our Lady of Guadalupe Mission, Fellsmere	100 +
Our Lady of Lourdes, Boca Raton	100 +
Our Lady of Perpetual Help Mission, Delray Beach	100 +
Our Lady Queen of Peace, Delray Beach	78 +
Our Lady Queen of the Apostles, Royal Palm Beach	89 +
Sacred Heart, Lake Worth	100 +
Sacred Heart, Okeechobee	100 +
St. Anastasia, Fort Pierce	100 +
St. Andrew, Stuart	100 +
St. Ann, West Palm Beach	100 +
St. Bernadette, Port St. Lucie	100 +
St. Christopher, Hobe Sound	100 +
St. Clare, North Palm Beach	93 +
St. Edward, Palm Beach	100 +
St. Elizabeth Ann Seton, Port St. Lucie	100 +
St. Francis of Assisi, Riveria Beach	100 +
St. Helen, Vero Beach	99 +
St. Joan of Arc, Boca Raton	86 +
St. John Fisher, West Palm Beach	100 +
St. John of the Cross, Vero Beach	100 +
St. John the Evangelist, Boca Raton	100 +
St. Joseph, Stuart	100 +
St. Jude, Boca Raton	100 +
St. Jude, Tequesta	100 +
St. Juliana, West Palm Beach	100 +
St. Lucie, Port St. Lucie	100 +
St. Lucy, Highland Beach	100 +
St. Luke, Palm Springs	100 +
St. Mark, Boynton Beach	95 +
St. Mark the Evangelist, Fort Pierce	100 +
St. Martin de Porres, Jensen Beach	100 +
St. Mary, Pahokee	22 +
St. Matthew, Lantana	85 +
St. Patrick, Palm Beach Gardens	100 +
St. Paul of the Cross, North Palm Beach	100 +
St. Peter, Jupiter	100 +
St. Philip Benizi, Belle Glade	100 +
St. Rita, Wellington	100 +
St. Sebastian, Sebastian	100 +
St. Therese de Lisieux, Wellington	85 +
St. Thomas More, Boynton Beach	100 +
St. Vincent Ferrer, Delray Beach	100 +
San Juan Diego, Fort Pierce	88 +

**STATEMENT OF ACTIVITIES,
FOR THE FISCAL YEAR ENDED JUNE 30, 2022**

Revenues			
Diocesan Services Appeal	\$ 9,229,739	68%	
Insurance program	\$ 5,789,559	43%	
Contributions and bequests	\$ 2,879,433	21%	
Programs and services	\$ 1,093,309	8%	
Net investment return	\$ (7,762,748)	-57%	
Interest and dividends	\$ 1,114,554	8%	
Special events, net	\$ 491,450	4%	
Rental income	\$ 204,000	1%	
Cemetery care deposits	\$ 349,970	3%	
Other income, net	\$ 234,360	2%	
Totals	\$ 13,623,626	100%	

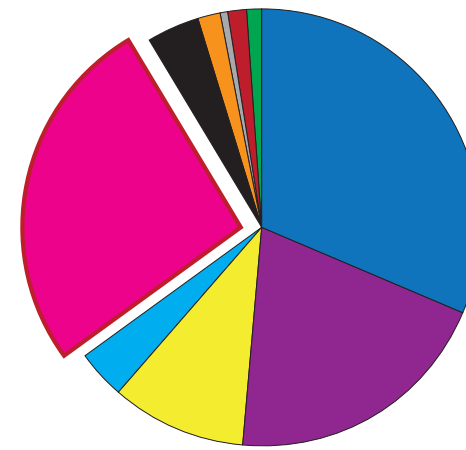
Expenses			
Program services			
Social Services	\$ 5,094,469	37%	
Diocesan and clergy leadership	\$ 1,040,526	8%	
Education	\$ 3,188,251	23%	
Seminarians, deacons and women religious	\$ 1,390,854	10%	
Outreach, parish and mission support	\$ 1,066,037	8%	
Supporting services			
Self-insurance program	\$ 6,510,287	49%	
Plant and facilities	\$ 1,108,127	8%	
Chancery administration	\$ 3,275,809	24%	
Guarantee of indebtedness	\$ 606,588	4%	
Change in post-employment benefit obligation	\$ (83,461)	-1%	
Contribution to lay pension plan	\$ 500,000	4%	
Change in net assets	\$ (10,073,861)	-74%	
Totals	\$ 13,623,626	100%	

**STATEMENT OF FINANCIAL POSITION
AT JUNE 30, 2022**

Assets			
Cash and cash equivalents	\$ 26,629,207	24%	
Portfolio investments	\$ 60,966,310	52%	
Receivables from diocesan entities, net	\$ 1,712,760	1%	
Pledge receivable	\$ 1,671,526	1%	
Other receivables	\$ 26,909	1%	
Other current assets	\$ 2,821,802	2%	
Property and equipment, net	\$ 22,484,158	19%	
Due from Funds	\$ —	0%	
Totals	\$ 116,312,672	100%	

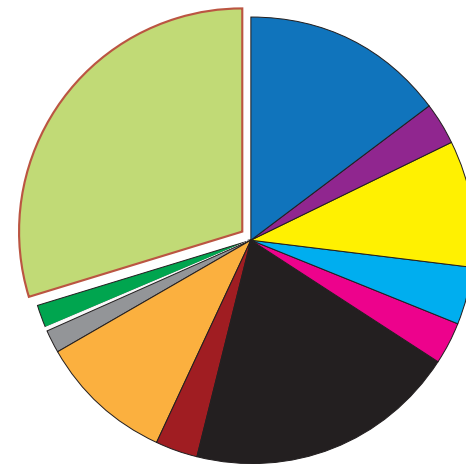
Liabilities and Net Assets			
Accounts payable and accrued expenses	\$ 2,621,508	2%	
Self-insurance reserves	\$ 1,297,126	2%	
Annuities payable	\$ 151,616	1%	
Post-employment benefit obligation	\$ 549,043	0%	
Guarantee of indebtedness reserve	\$ 1,660,034	2%	
Net assets	\$ 110,033,345	91%	
Due from Funds	\$ —	0%	
Totals	\$ 116,312,672	100%	

Revenues



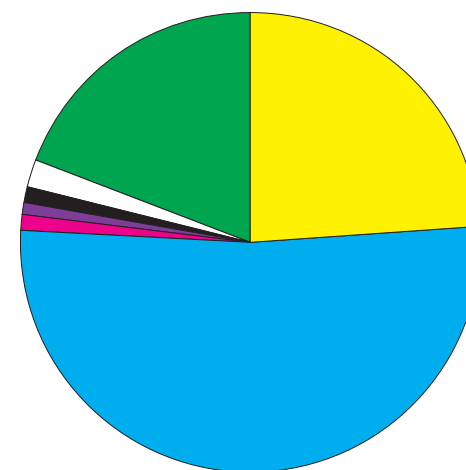
- Diocesan Services Appeal
- Insurance program
- Contributions and bequests
- Programs and services
- Net investment return
- Interest and dividends
- Special events, net
- Rental income
- Cemetery care deposits

Expenses



- Social services
- Diocesan and clergy leadership
- Education
- Seminarians, deacons and women religious
- Outreach and mission support
- Self-insurance program
- Plant and facilities
- Chancery administration
- Guarantee of indebtedness
- Contribution to lay pension plan
- Change in net assets

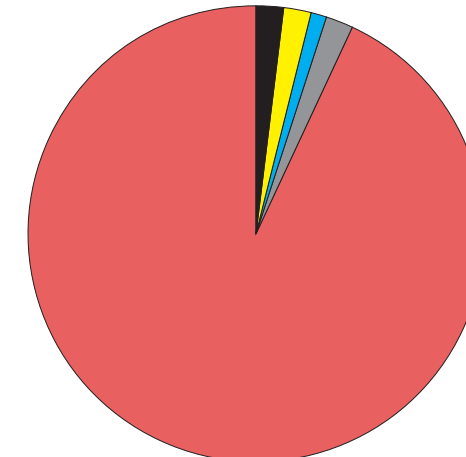
Assets



- Cash and cash equivalents
- Portfolio investments
- Receivables from diocesan entities, net
- Pledge receivable
- Other receivables
- Other current assets
- Property and equipment, net

Due from Funds represents a zero percentage, and is not included in the pie chart.

Liabilities and Net Assets



- Accounts payable and accrued expenses
- Self-insurance reserves
- Annuities payable
- Post-employment benefit obligation
- Guarantee of indebtedness reserve
- Net assets

Due from Funds represents a zero percentage, and is not included in the pie chart.

**DIOCESAN COLLECTIONS
JULY 2021 TO JUNE 2022**

Month collected	Collection title	Funds collected
July 2021	Catholic Relief Services	\$ 92,864
August 2021	Church in Latin America / Church in Africa	\$ 78,663
September 2021	Respect Life / Migrants	\$ 81,244
October 2021	World Mission Sunday	\$ 83,312
November 2021	Campaign for Human Development	\$ 82,498
December 2021	Retirement Fund for Religious	\$ 149,792
January 2022	Catholic Education Support	\$ 110,833
February 2022	Diocesan Retired Priests	\$ 195,772
March 2022	Education of Seminarians and Priestly Formation	\$ 130,624
April 2022	Holy Land/Good Friday	\$ 150,911
April 2022	Peter's Pence	\$ 122,820
May 2022	Catholic Communication/Catholic University	\$ 93,904
June 2022	Black and Indian Missions / Home Missions	\$ 96,471

See individual parish contributions on pages B4-B5 or visit: www.diocesep.org/finance-documents

COLLECTION DESCRIPTIONS

July: Catholic Relief Services — Assists poor and hungry people abroad and immigrants and refugees to the United States.

August: Church in Latin America and Africa — Funds pastoral projects in Central and South America, the Caribbean, and Africa.

September: Respect Life/Migrants — Provides resources for local pro-life activities and aid to migrant missions.

October: World Mission Sunday — Supports the Church's missions throughout the world.

November: Campaign for Human Development/ Propagation of the Faith — Provides financial assistance to projects in the United States that reduce poverty.

December: Retirement Fund for Religious — Assists religious orders with financial support for elderly priests and sisters.

January: Catholic Education Support — Provides direct support to local Catholic schools within the Diocese of Palm Beach.

February: Diocesan Retired Priests — Provides support to retired priests within the Diocese of Palm Beach.

March: Education of Seminarians and Priestly Formation — Assists the Church to cultivate and form future priests within the Diocese of Palm Beach.

April: Holy Land — Support for Christians, all people, and sacred places in the Holy Land.

April: Peter's Pence — Funding for the Holy Father to provide worldwide emergency relief as needed.

May: Catholic Communication Campaign/Catholic University — Funds Catholic organizations that help spread the good news through media and social networking, and provides student scholarships to attend The Catholic University of America.

June: Black and Indian Missions and Home Missions — Support for evangelization programs and Catholic communities in the United States.

SUMMARY OF PALM BEACH DIOCESE NON-PAROCHIAL COLLECTIONS — JULY 2021 TO JUNE 2022

Diocese of Palm Beach Financial Report

As we have reported in the past, the chart to the right reflects the details associated with the monthly non-parochial collections taken up in the parishes. Parishes submit the total amount received for a given collection directly to the diocesan Finance Office which, in turn, forwards the funds to the appropriate party.

Most of these collections fall under the philanthropic authority of the U.S. Conference of Catholic Bishops' Office of National Collections, which receives the proceeds from dioceses across the country and sends the funds to the ultimate beneficiaries.

Some collections are shared between the U.S. conference beneficiary and the local diocese. Other collections are designated for the exclusive use of the Diocese of Palm Beach.

This chart reflects some instances where there is no dollar amount shown for a particular parish and collection. This simply means the collected amount was not reported and submitted to the diocesan Finance Office within the required 60 days of the scheduled collection.

More information is available on these websites: www.usccb.org/nationalcollections; and www.diocesepb.org/finance-documents.

See Pages B1-B3 and B6 — for a full financial report, including a description for each of these collections.

Non-parochial Collections	July 2021	August 2021	September 2021	October 2021	November 2021	December 2021	January 2022	February 2022	March 2022	April 2022	April 2022	May 2022	June 2022
Parish/mission name and city	Catholic Relief Services	Church in Latin America/ Church in Africa	Respect Life/ Migrants	World Mission Sunday/ Propagation of the Faith	Campaign for Human Development	Retirement Fund for Religious	Catholic Education Support	Diocesan Retired Priests	Education of Seminarians and Priestly Formation	Holy Land (Good Friday)	Peter's Pence	Catholic Communication/ Catholic University	Black and Indian Missions Home Missions
Ascension, Boca Raton	\$ 558	199	469	919	399	3,272	333	976	1,775	500	—	618	471
Emmanuel, Delray Beach	\$ 1,091	765	1,023	971	1,902	1,809	2,485	2,007	2,704	3,495	2,190	914	1,057
Holy Cross Church, Indiantown	\$ 8,231	5,418	4,541	4,523	5,137	7,953	5,243	7,042	297	4,715	5,838	3,739	3,384
Holy Cross Church, Vero Beach	\$ 513	—	696	—	300	300	—	—	635	—	—	—	300
Holy Family Church, Port St. Lucie	\$ 631	462	811	644	599	828	607	3,576	774	1,956	660	442	601
Holy Name of Jesus, West Palm Beach	\$ 3,427	3,731	3,592	2,332	3,790	3,242	1,901	8,034	9,052	3,681	6,514	5,719	6,947
Holy Redeemer, Palm City	\$ 2,447	2,109	2,167	—	2,011	4,709	3,207	—	4,327	2,614	3,750	2,799	2,664
Holy Spirit, Lantana	\$ 1,623	1,330	1,589	1,114	1,533	1,894	1,612	4,952	2,311	—	1,618	1,203	1,080
Juan Diego Centro, Fort Pierce	\$ 1,576	2,180	1,902	2,264	2,149	1,427	1,184	1,566	1,638	1,927	2,473	1,825	1,435
Mary Immaculate, West Palm Beach	\$ —	—	810	—	354	504	439	960	399	544	823	734	906
Notre Dame Mission, Fort Pierce	\$ 300	256	149	193	532	226	660	597	729	403	484	190	280
Our Lady of Guadalupe Mission, Fellsmere	\$ 900	878	533	724	594	1,274	596	1,206	937	1,498	843	622	644
Our Lady of Lourdes, Boca Raton	\$ 2,910	3,109	3,441	3,159	3,246	4,607	3,072	3,809	3,340	6,058	3,103	2,827	1,412
Our Lady of Perpetual Help, Delray Beach	\$ 181	127	212	223	271	231	273	1,847	212	3,651	246	223	187
Our Lady Queen of Peace, Delray Beach	\$ —	—	—	1,910	—	1,418	866	1,243	1,491	2,548	1,600	1,098	938
Our Lady Queen of the Apostles, Royal Palm Beach	\$ 1,463	1,426	1,349	1,378	1,000	1,948	1,788	3,488	2,705	3,076	2,502	2,032	2,371
Sacred Heart Church, Lake Worth	\$ 4,903	2,279	2,380	2,620	2,661	2,847	3,202	3,137	3,227	3,470	3,079	2,837	2,731
Sacred Heart Church, Okeechobee	\$ 1,259	1,521	—	1,537	1,602	1,315	1,237	2,762	1,694	1,438	1,499	1,597	1,683
St. Anastasia, Fort Pierce	\$ 864	683	940	2,598	876	1,637	893	1,108	1,334	877	1,127	798	968
St. Andrew Church, Stuart	\$ 1,670	550	—	508	625	838	850	5,700	—	1,535	1,025	650	710
St. Ann, West Palm Beach	\$ 381	356	319	309	216	1,777	1,340	2,125	482	1,992	336	332	322
St. Bernadette, Port St. Lucie	\$ 2,832	2,110	2,556	2,818	2,599	4,682	3,019	4,774	2,629	3,446	3,095	2,222	3,123
St. Christopher, Hobe Sound	\$ 3,047	2,545	2,965	2,481	4,393	6,767	5,071	7,978	6,125	3,131	8,267	3,883	2,446
St. Clare, North Palm Beach	\$ 2,173	1,592	4,123	1,580	650	2,676	2,179	2,578	2,473	2,128	2,240	1,627	1,618
St. Edward, Palm Beach	\$ 1,669	1,561	1,611	1,107	3,433	4,706	3,385	5,235	7,063	3,759	6,119	1,952	6,233
St. Elizabeth Ann Seton, Port St. Lucie	\$ 1,393	1,487	1,418	1,502	1,655	1,935	1,866	1,615	1,186	427	1,223	1,023	1,171
St. Francis of Assisi, Riviera Beach	\$ 222	—	50	—	—	100	434	—	40	579	—	20	5
St. Helen, Vero Beach	\$ 3,582	3,121	3,924	3,838	3,874	8,368	4,952	7,617	5,334	4,226	4,121	2,761	3,065
St. Ignatius Loyola Cathedral, Palm Beach Gardens	\$ 2,530	1,828	2,261	3,416	2,084	4,213	8,732	4,127	31	3,080	3,210	1,430	1,397
St. Joan of Arc, Boca Raton	\$ —	—	—	—	—	—	—	4,610	—	17,799	4,183	4,482	5,168
St. John Fisher, West Palm Beach	\$ 237	298	—	—	—	—	1,061	1,270	1,285	1,648	946	1,258	1,007
St. John of the Cross, Vero Beach	\$ 5,344	3,005	989	2,782	—	—	3,164	4,272	4,561	4,280	3,701	2,701	2,991
St. John the Evangelist Church, Boca Raton	\$ —	3,264	1,271	2,337	1,581	7,680	1,595	—	1,163	327	2,256	2,669	4,200
St. Joseph Church, Stuart	\$ 2,752	2,029	2,374	2,495	2,741	4,341	4,007	3,158	2,683	4,982	2,317	2,302	2,333
St. Jude Church, Boca Raton	\$ 2,036	1,719	1,745	1,786	1,652	7,847	2,490	3,694	2,456	4,541	2,493	1,725	2,168
St. Jude Church, Tequesta	\$ 1,662	2,278	2,057	1,714	2,104	3,716	3,072	5,540	4,825	4,706	2,180	1,416	2,049
St. Juliana Church, West Palm Beach	\$ 1,173	1,587	1,347	1,633	1,912	2,573	3,912	7,297	1,432	2,596	1,693	1,440	1,326
St. Lucie Church, Port St. Lucie	\$ 4,489	2,265	2,503	2,988	2,310	3,867	1,953	4,597	3,628	4,020	2,609	2,207	2,261
St. Lucy Church, Highland Beach	\$ 460	317	477	1,898	805	2,551	1,166	2,781	6,111	—	70	631	757
St. Luke Church, Palm Springs	\$ 2,615	2,346	2,447	1,735	2,462	2,521	2,126	3,846	4,647	5,476	5,449	4,720	—
St. Mark Church, Boynton Beach	\$ 2,339	2,426	2,595	1,916	3,175	3,712	2,622	3,177	3,174	2,654	2,732	1,818	2,335
St. Mark the Evangelist, Fort Pierce	\$ 1,121	874	917	852	762	1,492	1,139	2,114	1,442	924	1,684	1,166	1,701
St. Martin de Porres, Jensen Beach	\$ 1,207	711	832	1,023	693	1,714	1,120	1,621	1,387	2,609	1,860	705	919
St. Mary Church, Pahokee	\$ 79	54	—	—	—	—	194	302	2,285	217	394	—	—
St. Matthew Church, Lake Worth	\$ 1,131	300	911	2,529	1,126	1,219	1,068	2,827	2,941	2,708	1,211	2,259	—
St. Patrick Church, Palm Beach Gardens	\$ 1,370	1,507	1,284	1,875	952	5,590	3,782	6,507	5,307	3,683	4,218	2,685	1,560
St. Paul of the Cross, North Palm Beach	\$ 1,175	3,697	1,053	1,708	1,803	4,315	2,516	4,192	4,487	3,985	3,297	2,120	2,475
St. Peter Church, Jupiter	\$ 2,272	3,484	2,412	2,526	3,021	4,643	2,487	4,882	3,835	3,712	3,192	3,342	2,819
St. Philip Benizi, Belle Glade	\$ 481	—	566	661	434	476	438	410	459	842	495	—	882
St. Rita Church, Wellington	\$ 991	1,201	1,008	1,968	1,139	1,251	1,033	4,621	1,375	—	1,636	1,594	1,135
St. Sebastian Church, Sebastian	\$ 1,699	1,646	1,491	1,972	1,733	7,808	2,223	4,223	2,352	1,825	2,180	1,543	1,987
St. Therese de Lisieux, Wellington	\$ 1,615	1,350	1,791	1,272	1,974	1,918	1,193	7,352	25	1,342	1,603	1,106	1,479
St. Thomas More, Boynton Beach	\$ 1,050	—	2,417	—	876	—	705	13,537	435	4,046	2,187	3,759	4,035
St. Vincent Ferrer, Delray Beach	\$ 3,092	684	2,915	925	639	3,055	4,241	8,883	1,885	5,235	250	139	735
Donations Received at Pastoral Center	\$ 100	—	10	50	120	—	100	—	1,500	—	—	—	—
TOTALS	\$ 92,864	78,663	81,244	83,312	82,498	149,792	110,833	195,772	130,624	150,911	122,820	93,904	96,471

Statement of Activities, by fund, for the fiscal year ended June 30, 2022

	Operating Fund	Plant Fund	Self-Insurance Fund	Skaff Senior Housing Fund	Eliminating Entries	Summary	
Revenues							
Diocesan Services Appeal	\$ 9,229,739	\$ —	\$ —	\$ —	\$ —	\$ 9,229,739	68%
Insurance program	\$ —	\$ —	\$ 6,066,647	\$ —	\$ (277,088)	\$ 5,789,559	43%
Contributions and bequests	\$ 2,879,433	\$ —	\$ —	\$ —	\$ —	\$ 2,879,433	21%
Programs and services	\$ 1,816,809	\$ —	\$ —	\$ —	\$ (723,500)	\$ 1,093,309	8%
Net investment return	\$ (7,319,226)	\$ —	\$ —	\$ (443,522)	\$ —	\$ (7,762,748)	-57%
Interest and dividends	\$ 599,496	\$ —	\$ 211,472	\$ 303,586	\$ —	\$ 1,114,554	8%
Special events, net	\$ 491,450	\$ —	\$ —	\$ —	\$ —	\$ 491,450	4%
Rental income	\$ 204,000	\$ —	\$ —	\$ —	\$ —	\$ 204,000	1%
Cemetery care deposits	\$ 349,970	\$ —	\$ —	\$ —	\$ —	\$ 349,970	3%
Other income, net	\$ 220,204	\$ 6,000	\$ 8,156	\$ —	\$ —	\$ 234,360	2%
Totals	\$ 8,471,875	\$ 6,000	\$ 6,286,275	\$ (139,936)	\$ (1,000,588)	\$ 13,623,626	100%
Expenses							
Program services							
Social services	\$ 3,113,705	\$ —	\$ —	\$ 1,994,032	\$ (13,268)	\$ 5,094,469	37%
Diocesan and clergy leadership	\$ 1,052,401	\$ —	\$ —	\$ —	\$ (11,875)	\$ 1,040,526	8%
Education	\$ 3,198,704	\$ —	\$ —	\$ —	\$ (10,453)	\$ 3,188,251	23%
Seminarians, deacons and women religious	\$ 1,403,065	\$ —	\$ —	\$ —	\$ (12,211)	\$ 1,390,854	10%
Outreach, parish and mission support	\$ 1,209,868	\$ —	\$ —	\$ —	\$ (143,831)	\$ 1,066,037	8%
Supporting services							
Self-insurance program	\$ —	\$ —	\$ 7,233,787	\$ —	\$ (723,500)	\$ 6,510,287	49%
Plant and facilities	\$ 386,874	\$ 779,566	\$ —	\$ —	\$ (58,313)	\$ 1,108,127	8%
Chancery administration	\$ 3,302,946	\$ —	\$ —	\$ —	\$ (27,137)	\$ 3,275,809	24%
Guarantee of indebtedness	\$ 606,588	\$ —	\$ —	\$ —	\$ —	\$ 606,588	4%
Change in post-employment benefit obligation	\$ (83,461)	\$ —	\$ —	\$ —	\$ —	\$ (83,461)	-1%
Contribution to lay pension plan	\$ 500,000	\$ —	\$ —	\$ —	\$ —	\$ 500,000	4%
Change in net assets	\$ (6,218,815)	\$ (773,566)	\$ (947,512)	\$ (2,133,968)	\$ —	\$ (10,073,861)	-74%
Totals	\$ 8,471,875	\$ 6,000	\$ 6,286,275	\$ (139,936)	\$ (1,000,588)	\$ 13,623,626	100%

Statement of Financial Position, by fund, at June 30, 2022

	Operating Fund	Plant Fund	Self-Insurance Fund	Skaff Senior Housing Fund	Eliminating Entries	Summary	
Assets							
Cash and cash equivalents	\$ 12,671,858	\$ —	\$ 12,916,827	\$ 1,040,522	\$ —	\$ 26,629,207	24%
Portfolio investments	\$ 42,433,155	\$ —	\$ —	\$ 18,533,155	\$ —	\$ 60,966,310	52%
Receivables from diocesan entities, net	\$ 1,610,290	\$ —	\$ 102,470	\$ —	\$ —	\$ 1,712,760	1%
Pledge receivable	\$ 1,671,526	\$ —	\$ —	\$ —	\$ —	\$ 1,671,526	1%
Other receivables	\$ 26,909	\$ —	\$ —	\$ —	\$ —	\$ 26,909	1%
Other current assets	\$ 106,595	\$ —	\$ 2,715,207	\$ —	\$ —	\$ 2,821,802	2%
Property and equipment, net	\$ —	\$ 22,484,158	\$ —	\$ —	\$ —	\$ 22,484,158	19%
Due from funds	\$ 4,326,379	\$ —	\$ —	\$ —	\$ (4,326,379)	\$ —	0%
Totals	\$ 62,846,712	\$ 22,484,158	\$ 15,734,504	\$ 19,573,677	\$ (4,326,379)	\$ 116,312,672	100%
Liabilities and Net Assets							
Accounts payable and accrued expenses	\$ 2,299,892	\$ 71,341	\$ 250,275	\$ —	\$ —	\$ 2,621,508	2%
Self-insurance reserves	\$ —	\$ —	\$ 1,297,126	\$ —	\$ —	\$ 1,297,126	2%
Annuities payable	\$ 151,616	\$ —	\$ —	\$ —	\$ —	\$ 151,616	1%
Post-employment benefit obligation	\$ 549,043	\$ —	\$ —	\$ —	\$ —	\$ 549,043	0%
Guarantee of indebtedness reserve	\$ 1,660,034	\$ —	\$ —	\$ —	\$ —	\$ 1,660,034	2%
Net assets	\$ 58,186,127	\$ 18,136,688	\$ 14,187,103	\$ 19,523,427	\$ —	\$ 110,033,345	91%
Due to funds	\$ —	\$ 4,276,129	\$ —	\$ 50,250	\$ (4,326,379)	\$ —	0%
Totals	\$ 62,846,712	\$ 22,484,158	\$ 15,734,504	\$ 19,573,677	\$ (4,326,379)	\$ 116,312,672	100%