



DIOCESE OF PALM BEACH FINANCIAL STATEMENT

JANUARY 2022



Dear Brothers and Sisters in Christ

As we move into this new year of 2022, it is an appropriate time for us to pause and give thanks for the many blessings we have received in the year just passed. Our theme for the 2021 Diocesan Services Appeal (DSA) was “Our Faith, Our Future” and serves as a reminder to us that as we continue to move forward on life’s journey, we should let our faith in Jesus guide us through both the difficult and joyous times. It also encourages us to seek out hope and lean on our faith. The extraordinary generosity of the faithful is truly a blessing and a testament to the commitment to the financial health of our Church in the Diocese of Palm Beach. These blessings enable us to do the important work of the Church by supporting the mission and ministries of Catholic Charities, ensuring academic excellence in our Catholic schools, supporting our local seminary and priestly formation, and providing critical support of marriage and family life to mention just a few of the many great needs in our diocese.

Having recently closed another fiscal year and completed the respective audit, I am pleased again to present the financial results of the Administrative Offices of the Diocese of Palm Beach for the fiscal year ended June 30, 2021. The “Report on Audits of Financial Statements” from which this presentation is derived has again been prepared by the independent accounting firm of Templeton & Company LLP. The actual audit report was reviewed by our Audit Committee and accepted by the Diocesan Finance Council at its recent December meeting. It may be viewed in its entirety on our website (www.diocesepb.org).

As always, we continue to present certain supplemental information, both numerically and graphically. The financial presentation and information contained in this supplement is not in the same format as the actual auditors’ report and is set forth in this manner to provide a clearer and more meaningful picture of the financial condition of the Diocese of Palm Beach Administrative Offices. I trust you will find it so once again. This multi-page supplement is available in the Palm Beach e-Edition

of the Florida Catholic as well as on our website. If you have any specific questions or comments regarding the financial information, I ask that you contact the Diocesan Finance Office directly. We remain mindful of our sacred obligation for the proper stewardship of these financial gifts and of our continuing pledge of full accountability and financial transparency.

I remain deeply grateful and wish to express my heartfelt thanks for your prayers and support as we continue to work together to support and sustain the mission and ministries of the Diocese of Palm Beach. May God bless you and watch over you throughout this new year!

With every prayerful wish, I am

Sincerely yours in Christ,

Most Reverend Gerald M. Barbarito
Bishop of Palm Beach

Our Faith, Our Future

PAROCHIAL RESPONSE TO 2021 DSA

Parish/mission name and city (as of Jan. 6, 2022)	2021 DSA Goal percentage collected
Ascension, Boca Raton	100 +
Cathedral of St. Ignatius Loyola, Palm Beach Gardens	100 +
Emmanuel, Delray Beach	100 +
Holy Cross, Indiantown	89 +
Holy Cross, Vero Beach	100 +
Holy Family, Port St. Lucie	100 +
Holy Name of Jesus, West Palm Beach	97 +
Holy Redeemer, Palm City	100 +
Holy Spirit, Lantana	100 +
Mary Immaculate, West Palm Beach	100 +
Notre Dame Mission, Fort Pierce	100 +
Our Lady of Guadalupe Mission, Fellsmere	100 +
Our Lady of Lourdes, Boca Raton	100 +
Our Lady of Perpetual Help Mission, Delray Beach	100 +
Our Lady Queen of Peace, Delray Beach	61 +
Our Lady Queen of the Apostles, Royal Palm Beach	92 +
Sacred Heart, Lake Worth	100 +
Sacred Heart, Okeechobee	66 +
St. Anastasia, Fort Pierce	100 +
St. Andrew, Stuart	100 +
St. Ann, West Palm Beach	100 +
St. Bernadette, Port St. Lucie	70 +
St. Christopher, Hobe Sound	100 +
St. Clare, North Palm Beach	100 +
St. Edward, Palm Beach	100 +
St. Elizabeth Ann Seton, Port St. Lucie	97 +
St. Francis of Assisi, Riveria Beach	100 +
St. Helen, Vero Beach	100 +
St. Joan of Arc, Boca Raton	100 +
St. John Fisher, West Palm Beach	88 +
St. John of the Cross, Vero Beach	100 +
St. John the Evangelist, Boca Raton	100 +
St. Joseph, Stuart	100 +
St. Jude, Boca Raton	87 +
St. Jude, Tequesta	100 +
St. Juliana, West Palm Beach	100 +
St. Lucie, Port St. Lucie	100 +
St. Lucy, Highland Beach	100 +
St. Luke, Palm Springs	93 +
St. Mark, Boynton Beach	100 +
St. Mark the Evangelist, Fort Pierce	100 +
St. Martin de Porres, Jensen Beach	100 +
St. Mary, Pahokee	100 +
St. Matthew, Lantana	89 +
St. Patrick, Palm Beach Gardens	95 +
St. Paul of the Cross, North Palm Beach	100 +
St. Peter, Jupiter	96 +
St. Philip Benizi, Belle Glade	93 +
St. Rita, Wellington	100 +
St. Sebastian, Sebastian	100 +
St. Therese de Lisieux, Wellington	100 +
St. Thomas More, Boynton Beach	100 +
St. Vincent Ferrer, Delray Beach	100 +
San Juan Diego, Fort Pierce	88 +

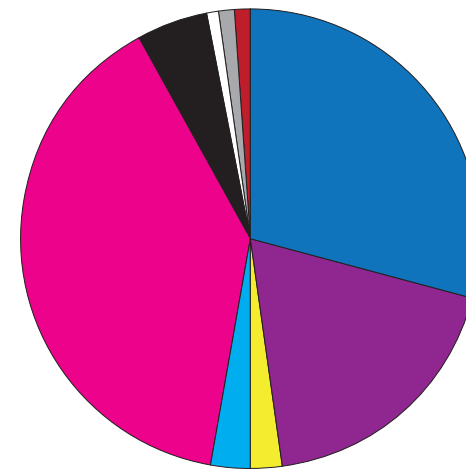
STATEMENT OF ACTIVITIES,
FOR THE FISCAL YEAR ENDED JUNE 30, 2021

Revenues		
Diocesan Services Appeal	\$ 9,237,501	30%
Insurance program	\$ 5,510,844	19%
Contributions and bequests	\$ 466,338	2%
Programs and services	\$ 945,998	3%
Net investment return	\$ 12,514,660	40%
Interest and dividends	\$ 1,462,781	5%
Special events, net	\$ 410,571	1%
Rental income	\$ 204,000	1%
Cemetery care deposits	\$ 315,871	1%
Other income, net	\$ (898)	0%
Totals	\$ 31,067,666	100%
Expenses		
Program services		
Social Services	\$ 3,245,131	10%
Diocesan and clergy leadership	\$ 914,079	3%
Education	\$ 3,294,739	11%
Seminarians, deacons and women religious	\$ 1,393,981	4%
Outreach, parish and mission support	\$ 1,040,149	3%
Supporting services		
Self-insurance program	\$ 4,476,173	15%
Plant and facilities	\$ 1,169,151	4%
Chancery administration	\$ 3,137,310	10%
Forgiveness of Paycheck Protection Program Loan	\$ (1,091,460)	-4%
Guarantee of indebtedness	\$ 334,960	1%
Change in post-employment benefit obligation	\$ (19,843)	0%
Contribution to lay pension plan	\$ 500,000	2%
Change in net assets	\$ 12,673,296	41%
Totals	\$ 31,067,666	100%

STATEMENT OF FINANCIAL POSITION
AT JUNE 30, 2021

Assets		
Cash and cash equivalents	\$ 25,654,793	20%
Portfolio investments	\$ 71,591,804	56%
Receivables from diocesan entities, net	\$ 2,042,128	2%
Pledge receivable	\$ 981,498	1%
Other receivables	\$ 20,741	1%
Other current assets	\$ 2,547,145	2%
Property and equipment, net	\$ 22,824,512	18%
Due from Funds	\$ —	0%
Totals	\$ 125,662,621	100%
Liabilities and Net Assets		
Accounts payable and accrued expenses	\$ 2,077,229	2%
Self-insurance reserves	\$ 841,354	2%
Annuities payable	\$ 150,882	1%
Post-employment benefit obligation	\$ 632,504	1%
Guarantee of indebtedness reserve	\$ 1,853,446	2%
Net assets	120,107,206	92%
Due from Funds	\$ —	0%
Totals	\$ 125,662,621	100%

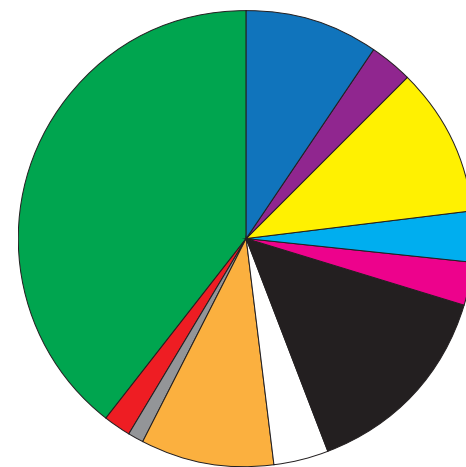
Revenues



- Diocesan Services Appeal
- Insurance program
- Contributions and bequests
- Programs and services
- Net investment return
- Interest and dividends
- Special events, net
- Rental income
- Cemetery care deposits

Contribution for Skaff Housing Fund and Other income, net, represents zero percentages, and are not included in the pie chart.

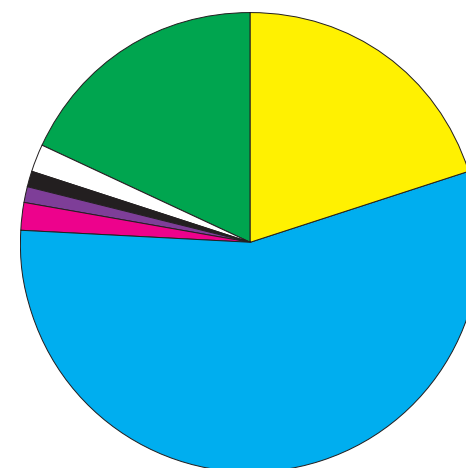
Expenses



- Social services
- Diocesan and clergy leadership
- Education
- Seminarians, deacons and women religious
- Outreach and mission support
- Self-insurance program
- Plant and facilities
- Chancery administration
- Guarantee of indebtedness
- Contribution to lay pension plan
- Change in net assets

Change in Post-Employment Benefit Obligation and Forgiveness of Paycheck Protection Program Loan represent zero percentages, and are not included in the pie chart.

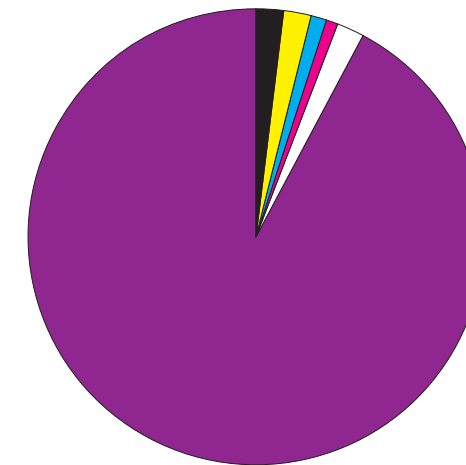
Assets



- Cash and cash equivalents
- Portfolio investments
- Receivables from diocesan entities, net
- Pledge receivable
- Other receivables
- Other current assets
- Property and equipment, net

Due from Funds represents a zero percentage, and is not included in the pie chart.

Liabilities and Net Assets



- Accounts payable and accrued expenses
- Self-insurance reserves
- Annuities payable
- Post-employment benefit obligation
- Guarantee of indebtedness reserve
- Net assets

Due from Funds represents a zero percentage, and is not included in the pie chart.

DIOCESAN COLLECTIONS
JULY 2020 TO JUNE 2021

Month collected	Collection title	Funds collected
July 2020	Catholic Relief Services	\$ 40,193
August 2020	Church in Latin America / Church in Africa	\$ 31,745
September 2020	Respect Life / Migrants	\$ 47,271
October 2020	World Mission Sunday	\$ 50,045
November 2020	Campaign for Human Development	\$ 46,988
December 2020	Retirement Fund for Religious	\$ 92,012
January 2021	Catholic Education Support	\$ 63,565
February 2021	Diocesan Retired Priests	\$ 150,059
March 2021	Education of Seminarians and Priestly Formation	\$ 85,098
April 2021	Holy Land/Good Friday	\$ 114,523
April 2021	Peter's Pence	\$ 79,585
May 2021	Catholic Communication/Catholic University	\$ 59,675
June 2021	Black and Indian Missions / Home Missions	\$ 71,159

See individual parish contributions on pages B4-B5 or visit: www.diocesepb.org/finance-documents

COLLECTION DESCRIPTIONS

July: Catholic Relief Services — Assists poor and hungry people abroad and immigrants and refugees to the United States.

August: Church in Latin America and Africa — Funds pastoral projects in Central and South America, the Caribbean, and Africa.

September: Respect Life/Migrants — Provides resources for local pro-life activities and aid to migrant missions.

October: World Mission Sunday — Supports the Church's missions throughout the world.

November: Campaign for Human Development/ Propagation of the Faith — Provides financial assistance to projects in the United States that reduce poverty.

December: Retirement Fund for Religious — Assists religious orders with financial support for elderly priests and sisters.

January: Catholic Education Support — Provides direct support to local Catholic schools within the Diocese of Palm Beach.

February: Diocesan Retired Priests — Provides support to retired priests within the Diocese of Palm Beach.

March: Education of Seminarians and Priestly Formation — Assists the Church to cultivate and form future priests within the Diocese of Palm Beach.

April: Holy Land — Support for Christians, all people, and sacred places in the Holy Land.

April: Peter's Pence — Funding for the Holy Father to provide worldwide emergency relief as needed.

May: Catholic Communication Campaign/Catholic University — Funds Catholic organizations that help spread the good news through media and social networking, and provides student scholarships to attend The Catholic University of America.

June: Black and Indian Missions and Home Missions — Support for evangelization programs and Catholic communities in the United States.

SUMMARY OF PALM BEACH DIOCESE NON-PAROCHIAL COLLECTIONS — JULY 2020 TO JUNE 2021

Diocese of Palm Beach Financial Report

As we have reported in the past, the chart to the right reflects the details associated with the monthly non-parochial collections taken up in the parishes. Parishes submit the total amount received for a given collection directly to the diocesan Finance Office which, in turn, forwards the funds to the appropriate party.

Most of these collections fall under the philanthropic authority of the U.S. Conference of Catholic Bishops' Office of National Collections, which receives the proceeds from dioceses across the country and sends the funds to the ultimate beneficiaries.

Some collections are shared between the U.S. conference beneficiary and the local diocese. Other collections are designated for the exclusive use of the Diocese of Palm Beach.

This chart reflects some instances where there is no dollar amount shown for a particular parish and collection. This simply means the collected amount was not reported and submitted to the diocesan Finance Office within the required 60 days of the scheduled collection.

More information is available on these websites: www.usccb.org/nationalcollections; and www.diocesepb.org/finance-documents.

See Pages B1-B3 and B6 — for a full financial report, including a description for each of these collections.

Non-parochial Collections	July 2020	August 2020	September 2020	October 2020	November 2020	December 2020	January 2021	February 2021	March 2021	April 2021	April 2021	May 2021	June 2021
Parish/mission name and city	Catholic Relief Services	Church in Latin America/ Church in Africa	Respect Life/ Migrants	World Mission Sunday/ Propagation of the Faith	Campaign for Human Development	Retirement Fund for Religious	Catholic Education Support	Diocesan Retired Priests	Education of Seminarians and Priestly Formation	Holy Land (Good Friday)	Peter's Pence	Catholic Communication/ Catholic University	Black and Indian Missions Home Missions
Ascension, Boca Raton	\$ —	221.00	423.00	1,977.00	132.00	5,358.00	328.00	458.00	479.00	1,253.00	681.00	834.00	673.00
Emmanuel, Delray Beach	\$ 598.00	580.00	770.00	820.00	—	—	—	1,101.00	—	3,690.00	1,711.00	858.00	798.00
Holy Cross Church, Indiantown	\$ 115.00	—	577.00	—	—	—	618.00	—	1,392.00	641.00	746.66	—	—
Holy Cross Church, Vero Beach	\$ 2,250.00	—	1,232.99	4,376.11	3,350.59	7,622.58	4,646.07	9,251.67	4,683.72	6,336.32	5,562.73	4,206.26	4,192.24
Holy Family Church, Port St. Lucie	\$ 685.00	536.00	599.00	35.00	548.00	819.00	—	2,689.00	836.00	1,437.00	746.00	644.00	621.00
Holy Name of Jesus, West Palm Beach	\$ 1,784.00	1,121.00	1,183.00	1,169.00	2,821.00	2,286.00	2,370.00	5,862.31	4,366.25	3,615.00	4,635.00	3,136.00	3,670.00
Holy Redeemer, Palm City	\$ —	—	1,520.00	—	—	—	—	5,678.00	2,271.00	2,896.00	2,323.00	1,685.00	2,294.00
Holy Spirit, Lantana	\$ 1,327.00	1,085.00	1,443.00	—	1,110.00	1,626.00	1,580.00	5,293.00	1,909.00	2,246.00	1,492.00	1,462.00	1,521.00
Juan Diego Centro, Fort Pierce	\$ 744.00	740.00	1,057.00	1,105.00	1,336.00	1,037.00	1,103.00	1,268.00	1,757.00	1,320.00	1,528.00	1,635.00	1,583.00
Mary Immaculate, West Palm Beach	\$ —	232.00	213.00	242.00	184.00	—	—	—	270.00	—	—	—	—
Notre Dame Mission, Fort Pierce	\$ —	—	—	—	—	—	—	361.00	322.00	215.00	464.00	362.00	245.00
Our Lady of Guadalupe Mission, Fellsmere	\$ —	—	476.00	420.00	1,110.92	1,449.80	477.00	821.65	635.00	896.50	850.25	606.00	564.08
Our Lady of Lourdes, Boca Raton	\$ 1,217.00	799.92	1,049.95	1,025.00	1,014.60	1,049.75	2,053.85	3,138.42	3,233.97	4,687.00	3,006.62	2,469.38	2,774.36
Our Lady of Perpetual Help, Delray Beach	\$ 175.00	128.00	209.00	202.00	261.00	211.00	277.00	553.00	201.00	2,260.00	224.60	244.00	126.00
Our Lady Queen of Peace, Delray Beach	\$ —	—	—	—	—	—	—	—	—	1,332.00	—	—	—
Our Lady Queen of the Apostles, Royal Palm Beach	\$ 828.50	765.50	863.50	1,179.50	694.00	971.00	920.50	214.00	1,499.00	1,415.00	888.00	1,113.00	1,119.00
Sacred Heart Church, Lake Worth	\$ —	—	75.00	81.00	1,001.00	1,561.00	1,086.00	1,223.00	141.00	—	2,242.00	2,200.00	2,331.00
Sacred Heart Church, Okeechobee	\$ 473.00	351.00	—	1,875.43	1,209.00	1,265.27	1,268.54	1,647.54	1,724.00	1,437.00	1,336.02	1,345.84	1,197.50
St. Anastasia, Fort Pierce	\$ 632.00	488.00	719.70	691.00	623.00	1,103.32	925.00	908.00	971.00	1,080.00	1,167.32	963.00	878.68
St. Andrew Church, Stuart	\$ —	—	416.00	462.00	474.95	700.00	800.00	5,535.00	800.00	850.00	1,105.00	625.00	655.00
St. Ann, West Palm Beach	\$ 280.66	295.58	317.36	285.62	263.42	1,370.00	1,480.00	2,559.00	481.44	2,351.00	350.93	346.28	328.28
St. Bernadette, Port St. Lucie	\$ —	1,019.00	1,184.00	1,122.00	930.00	1,887.00	1,237.00	2,761.00	1,168.00	2,828.00	2,616.00	—	2,100.00
St. Christopher, Hobe Sound	\$ 2,207.00	1,792.00	2,035.00	1,965.00	2,572.00	6,363.00	2,891.00	7,088.00	5,829.00	2,035.00	3,598.00	4,152.00	3,194.00
St. Clare, North Palm Beach	\$ —	—	—	—	—	—	—	2,136.00	1,806.00	1,659.00	837.00	404.00	1,004.00
St. Edward, Palm Beach	\$ —	—	316.00	445.00	720.00	2,381.00	1,730.00	3,082.00	4,000.00	2,943.00	2,495.00	2,565.00	1,448.00
St. Elizabeth Ann Seton, Port St. Lucie	\$ 721.00	591.00	742.00	—	—	—	—	121.00	1,728.00	1,553.00	208.00	288.00	370.00
St. Francis of Assisi, Riviera Beach	\$ —	—	—	—	—	—	—	—	828.00	818.00	—	—	100.00
St. Helen, Vero Beach	\$ 2,311.00	1,003.50	1,745.50	1,592.50	931.50	555.00	1,336.00	6,756.25	2,412.00	4,724.00	2,530.00	1,174.00	1,977.00
St. Ignatius Loyola Cathedral, Palm Beach Gardens	\$ 1,417.00	1,588.00	1,936.25	4,751.00	1,305.00	2,570.00	1,589.00	3,687.00	2,245.00	5,170.00	2,395.00	1,520.00	1,475.00
St. Joan of Arc, Boca Raton	\$ —	—	941.00	—	3,305.00	5,554.00	3,870.00	—	—	—	—	—	—
St. John Fisher, West Palm Beach	\$ 174.00	233.00	239.00	224.00	155.00	990.00	793.63	1,119.00	—	954.00	1,115.10	1,276.00	70.00
St. John of the Cross, Vero Beach	\$ 1,605.00	—	2,411.00	1,863.00	2,335.00	3,144.00	6,157.00	4,254.00	4,220.00	3,435.00	3,514.00	2,294.00	2,549.00
St. John the Evangelist Church, Boca Raton	\$ 823.00	657.00	724.00	595.00	1,063.00	1,443.94	698.00	1,064.00	1,100.00	3,248.00	989.00	593.00	909.00
St. Joseph Church, Stuart	\$ 1,888.00	2,565.00	1,887.00	1,963.00	1,620.00	3,119.00	3,294.00	—	2,500.00	2,943.00	2,682.00	2,134.44	2,330.00
St. Jude Church, Boca Raton	\$ 1,230.12	579.50	853.00	606.00	450.00	6,663.81	751.50	193.50	900.50	1,631.50	888.00	698.50	956.50
St. Jude Church, Tequesta	\$ 1,568.00	1,171.00	1,423.00	1,263.00	944.00	2,660.00	1,588.00	5,919.00	3,760.00	3,447.00	1,933.00	1,615.00	2,260.00
St. Juliana Church, West Palm Beach	\$ 853.00	1,059.00	959.00	1,202.00	1,020.00	1,496.00	1,082.00	6,936.21	1,664.00	2,422.78	2,014.00	1,100.00	1,568.00
St. Lucie Church, Port St. Lucie	\$ 1,492.00	1,566.00	1,664.00	2,162.00	1,296.00	2,026.00	1,563.00	3,896.25	1,780.00	3,351.00	2,438.50	2,261.00	2,172.00
St. Lucy Church, Highland Beach	\$ —	—	1,362.00	—	—	—	—	—	2,279.00	310.00	854.00	1,223.00	394.00
St. Luke Church, Palm Springs	\$ —	1,214.00	1,699.00	2,105.50	—	—	1,930.00	—	—	—	—	—	2,226.50
St. Mark Church, Boynton Beach	\$ 2,708.00	1,230.00	1,442.00	1,333.00	924.00	1,834.00	893.00	974.50	1,188.00	2,474.00	1,507.00	989.00	1,248.50
St. Mark the Evangelist, Fort Pierce	\$ 1,218.00	707.00	803.00	849.00	798.00	827.00	880.00	1,278.00	1,040.00	1,175.00	911.00	1,119.00	927.00
St. Martin de Porres, Jensen Beach	\$ 1,010.00	563.50	1,035.04	426.00	614.27	1,369.53	673.27	1,582.00	1,225.29	2,481.00	1,268.86	748.42	1,125.77
St. Mary Church, Pahokee	\$ —	—	110.26	25.00	456.57	517.95	387.70	309.00	—	796.58	210.00	203.75	160.00
St. Matthew Church, Lake Worth	\$ 373.00	315.00	439.00	1,097.00	287.00	393.00	368.50	1,249.00	1,163.00	2,339.00	1,462.50	1,446.00	950.00
St. Patrick Church, Palm Beach Gardens	\$ 1,009.00	1,358.00	923.50	894.00	1,819.00	1,989.00	1,213.00	2,618.00	1,617.00	2,462.00	2,033.00	1,132.00	3,141.00
St. Paul of the Cross, North Palm Beach	\$ 1,416.00	1,053.00	1,296.00	1,263.00	1,952.00	2,137.00	1,479.00	2,127.00	1,502.00	2,931.00	1,129.00	270.00	1,678.00
St. Peter Church, Jupiter	\$ 1,964.00	1,721.50	2,099.50	2,337.14	2,292.00	3,356.00	1,581.00	3,978.50	3,027.25	1,343.00	2,310.00	1,644.00	3,058.00
St. Philip Benizi, Belle Glade	\$ —	—	492.00	465.00	497.00	455.00	354.00	740.00	1,557.50	—	417.00	557.00	641.00
St. Rita Church, Wellington	\$ 678.00	601.00	808.00	900.00	654.00	1,099.00	672.00	5,256.75	749.00	2,846.00	883.00	672.00	1,070.00
St. Sebastian Church, Sebastian	\$ 891.12	525.12	885.12	1,305.12	828.12	6,017.12	1,295.12	2,511.82	2,360.82	2,190.12	2,509.12	1,468.12	1,364.12
St. Therese de Lisieux, Wellington	\$ 1,220.00	1,187.00	1,000.00	1,075.00	796.00	1,705.00	928.00	3,289.00	1,606.00	1,361.00	949.00	183.00	1,423.00
St. Thomas More, Boynton Beach	\$ —	—	—	—	—	—	—	18,831.00	1,482.00	4,359.95	1,365.00	948.00	733.00
St. Vincent Ferrer, Delray Beach	\$ 307.80	103.30	672.00	271.20	290.50	1,030.35	2,397.50	7,740.00	288.00	4,334.42	464.28	261.96	965.20
Donations Received at Pastoral Center	\$ —	—	—	—	—	—	—	—	100.00	—	—	—	—
TOTALS	\$ 40,193.20	31,745.42	47,270.67	50,045.12	46,988.44	92,012.42	63,565.18	150,059.37	85,097.74	114,523.17	79,585.49	59,674.95	71,158.73

Statement of Activities, by fund, for the fiscal year ended June 30, 2021

	Operating Fund	Plant Fund	Self-Insurance Fund	Skaff Senior Housing Fund	Eliminating Entries	Summary	
Revenues							
Diocesan Services Appeal	\$ 9,237,501	\$ —	\$ —	\$ —	\$ —	\$ 9,237,501	30%
Insurance program	\$ —	\$ —	\$ 5,775,531	\$ —	\$ (264,687)	\$ 5,510,844	19%
Contributions and bequests	\$ 466,338	\$ —	\$ —	\$ —	\$ —	\$ 466,338	2%
Programs and services	\$ 1,632,998	\$ —	\$ —	\$ —	\$ (687,000)	\$ 945,998	3%
Net investment return	\$ 10,442,105	\$ —	\$ —	\$ 2,072,555	\$ —	\$ 12,514,660	40%
Interest and dividends	\$ 860,298	\$ —	\$ 297,254	\$ 305,229	\$ —	\$ 1,462,781	5%
Special events, net	\$ 410,571	\$ —	\$ —	\$ —	\$ —	\$ 410,571	1%
Rental income	\$ 204,000	\$ —	\$ —	\$ —	\$ —	\$ 204,000	1%
Cemetery care deposits	\$ 315,871	\$ —	\$ —	\$ —	\$ —	\$ 315,871	1%
Other income, net	\$ (19,304)	\$ 6,000	\$ 12,406	\$ —	\$ —	\$ (898)	0%
Totals	\$ 23,550,378	\$ 6,000	\$ 6,085,191	\$ 2,377,784	\$ (951,687)	\$ 31,067,666	100%
Expenses							
Program services							
Social services	\$ 3,257,335	\$ —	\$ —	\$ —	\$ (12,204)	\$ 3,245,131	10%
Diocesan and clergy leadership	\$ 924,888	\$ —	\$ —	\$ —	\$ (10,809)	\$ 914,079	3%
Education	\$ 3,303,253	\$ —	\$ —	\$ —	\$ (8,514)	\$ 3,294,739	11%
Seminarians, deacons and women religious	\$ 1,406,510	\$ —	\$ —	\$ —	\$ (12,529)	\$ 1,393,981	4%
Outreach, parish and mission support	\$ 1,177,540	\$ —	\$ —	\$ —	\$ (137,391)	\$ 1,040,149	3%
Supporting services							
Self-insurance program	\$ —	\$ —	\$ 5,163,173	\$ —	\$ (687,000)	\$ 4,476,173	21%
Plant and facilities	\$ 346,191	\$ 878,538	\$ —	\$ —	\$ (55,578)	\$ 1,169,151	5%
Chancery administration	\$ 3,164,972	\$ —	\$ —	\$ —	\$ (27,662)	\$ 3,137,310	16%
Forgiveness of Paycheck Protection Program Loan	\$ (1,091,460)	\$ —	\$ —	\$ —	\$ —	\$ (1,091,460)	
Guarantee of indebtedness	\$ 334,960	\$ —	\$ —	\$ —	\$ —	\$ 334,960	1%
Change in post-employment benefit obligation	\$ (19,843)	\$ —	\$ —	\$ —	\$ —	\$ (19,843)	0%
Contribution to lay pension plan	\$ 500,000	\$ —	\$ —	\$ —	\$ —	\$ 500,000	2%
Change in net assets	\$ 10,246,032	\$ (872,538)	\$ 922,018	\$ 2,377,784	\$ —	\$ 12,673,296	6%
Totals	\$ 23,550,378	\$ 6,000	\$ 6,085,191	\$ 2,377,784	\$ (951,687)	\$ 31,067,666	100%

Statement of Financial Position, by fund, at June 30, 2021

	Operating Fund	Plant Fund	Self-Insurance Fund	Skaff Senior Housing Fund	Eliminating Entries	Summary	
Assets							
Cash and cash equivalents	\$ 11,147,749	\$ —	\$ 13,480,593	\$ 1,026,451	\$ —	\$ 25,654,793	20%
Portfolio investments	\$ 50,925,915	\$ —	\$ —	\$ 20,665,889	\$ —	\$ 71,591,804	56%
Receivables from diocesan entities, net	\$ 1,946,409	\$ —	\$ 95,719	\$ —	\$ —	\$ 2,042,128	2%
Pledge receivable	\$ 981,498	\$ —	\$ —	\$ —	\$ —	\$ 981,498	1%
Other receivables	\$ 20,741	\$ —	\$ —	\$ —	\$ —	\$ 20,741	1%
Other current assets	\$ 63,961	\$ —	\$ 2,483,184	\$ —	\$ —	\$ 2,547,145	2%
Property and equipment, net	\$ —	\$ 22,824,512	\$ —	\$ —	\$ —	\$ 22,824,512	18%
Due from funds	\$ 3,879,282	\$ —	\$ —	\$ —	\$ (3,879,282)	\$ —	0%
Totals	\$ 68,965,555	\$ 22,824,512	\$ 16,059,496	\$ 21,692,340	\$ (3,879,282)	\$ 125,662,621	100%
Liabilities and Net Assets							
Accounts payable and accrued expenses	\$ 1,923,781	\$ 69,921	\$ 83,527	\$ —	\$ —	\$ 2,077,229	2%
Self-insurance reserves	\$ —	\$ —	\$ 841,354	\$ —	\$ —	\$ 841,354	2%
Annuities payable	\$ 150,882	\$ —	\$ —	\$ —	\$ —	\$ 150,882	1%
Post-employment benefit obligation	\$ 632,504	\$ —	\$ —	\$ —	\$ —	\$ 632,504	1%
Guarantee of indebtedness reserve	\$ 1,853,446	\$ —	\$ —	\$ —	\$ —	\$ 1,853,446	2%
Net assets	\$ 64,404,942	\$ 18,910,254	\$ 15,134,615	\$ 21,657,395	\$ —	\$ 120,107,206	92%
Due to funds	\$ —	\$ 3,844,337	\$ —	\$ 34,945	\$ (3,879,282)	\$ —	0%
Totals	\$ 68,965,555	\$ 22,824,512	\$ 16,059,496	\$ 21,692,340	\$ (3,879,282)	\$ 125,662,621	100%