



DIOCESE OF PALM BEACH Financial Statement January 2024

Dear Brothers and Sisters in Christ,

As we reflect upon the year just ended, we call to mind our most recently completed 2023 Diocesan Services Appeal (DSA) theme which was “We, though many, are one body, for we all partake of the one loaf.” How fitting of a theme that emphasizes the unity of our faith in Christ and our love for the Eucharist. It is the Eucharist that is able to transform our lives and unite us more to Christ in the joys and sufferings of everyday life. That unity of faith in Christ is exemplified in a very real way by the generosity of the faithful of our Diocese that allows us to touch so many of our brothers and sisters in various ways, whether it be through the mission and ministries of Catholic Charities, our Catholic schools, the funding of priestly formation, or the important support of marriage, family life, or youth ministry to name just a few of the many critical needs.

With that in mind, I am pleased to present the financial results of the Administrative Offices of the Diocese of Palm Beach for the fiscal year ended June 30, 2023. The information contained herein is primarily sourced from the “Report on Audits of Financial Statements,” which was prepared by the independent accounting firm of Templeton & Co., LLP. The actual audit report was thoroughly reviewed by our Audit Committee and accepted by the Diocesan Finance Council. We have modified the report format to make the information more reader friendly, and we have added information on the results of the 2023 DSA as well as the totals received for various monthly collections throughout the year which provide vital support of specifically designated needs within the global Church.

We regularly report our financial results in a multi-page supplement which this year is included in both the Palm Beach e-Edition and print edition of the Florida Catholic. As always, we continue to make available a copy of the actual auditors’ report on our website (www.diocesepb.org). If you have any specific questions or comments regarding any of this financial information, I invite you to contact the Diocesan Finance Office directly. We remain mindful of our sacred obligation for the proper stewardship of these financial gifts and of our continuing pledge of full accountability and financial transparency.

I once again thank you for your thoughtful prayers and support as we continue the important ministry of our Church in the Diocese of Palm Beach. May God bless you and watch over you throughout this New Year!

With every prayerful wish, I am
Sincerely yours in Christ,

A handwritten signature in blue ink that reads “+ Gerald M. Barbarito”.

Most Reverend Gerald M. Barbarito
Bishop of Palm Beach



We, though many, are one body, for we all partake of the one loaf.

1 Corinthians 10:17

PAROCHIAL RESPONSE TO 2023 DSA

Parish/mission name and city (as of Jan. 3, 2024)	2023 DSA Goal percentage collected
Ascension, Boca Raton	100 +
Cathedral of St. Ignatius Loyola, Palm Beach Gardens	100 +
Emmanuel, Delray Beach	82 +
Holy Cross, Indiantown	77 +
Holy Cross, Vero Beach	100 +
Holy Family, Port St. Lucie	89 +
Holy Name of Jesus, West Palm Beach	100 +
Holy Redeemer, Palm City	100 +
Holy Spirit, Lantana	83 +
Mary Immaculate, West Palm Beach	100 +
Notre Dame Mission, Fort Pierce	100 +
Our Lady of Guadalupe Mission, Fellsmere	100 +
Our Lady of Lourdes, Boca Raton	100 +
Our Lady of Perpetual Help Mission, Delray Beach	100 +
Our Lady Queen of Peace, Delray Beach	65 +
Our Lady Queen of the Apostles, Royal Palm Beach	93 +
Sacred Heart, Lake Worth	83 +
Sacred Heart, Okeechobee	100 +
St. Anastasia, Fort Pierce	87 +
St. Andrew, Stuart	100 +
St. Ann, West Palm Beach	87 +
St. Bernadette, Port St. Lucie	49 +
St. Christopher, Hobe Sound	100 +
St. Clare, North Palm Beach	74 +
St. Edward, Palm Beach	100 +
St. Elizabeth Ann Seton, Port St. Lucie	100 +
St. Francis of Assisi, Riveria Beach	100 +
St. Helen, Vero Beach	97 +
St. Joan of Arc, Boca Raton	100 +
St. John Fisher, West Palm Beach	100 +
St. John of the Cross, Vero Beach	96 +
St. John the Evangelist, Boca Raton	97 +
St. Joseph, Stuart	100 +
St. Jude, Boca Raton	100 +
St. Jude, Tequesta	100 +
St. Juliana, West Palm Beach	100 +
St. Lucie, Port St. Lucie	100 +
St. Lucy, Highland Beach	100 +
St. Luke, Palm Springs	100 +
St. Mark, Boynton Beach	92 +
St. Mark the Evangelist, Fort Pierce	100 +
St. Martin de Porres, Jensen Beach	100 +
St. Mary, Pahokee	100 +
St. Matthew, Lantana	99 +
St. Patrick, Palm Beach Gardens	94 +
St. Paul of the Cross, North Palm Beach	100 +
St. Peter, Jupiter	100 +
St. Philip Benizi, Belle Glade	100 +
St. Rita, Wellington	100 +
St. Sebastian, Sebastian	99 +
St. Therese de Lisieux, Wellington	90 +
St. Thomas More, Boynton Beach	100 +
St. Vincent Ferrer, Delray Beach	100 +
San Juan Diego, Fort Pierce	94 +
Vietnamese Apostolate	100 +

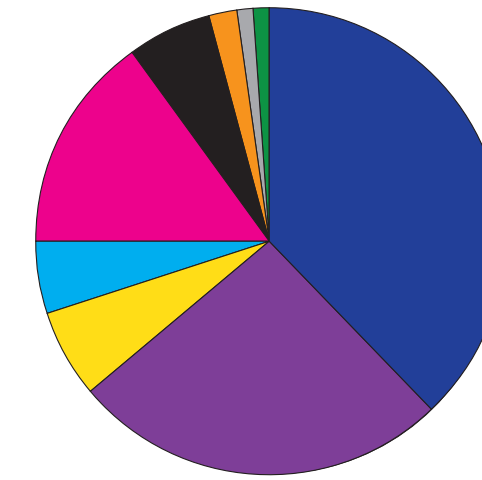
STATEMENT OF ACTIVITIES, FOR THE FISCAL YEAR ENDED JUNE 30, 2023

Revenues		
Diocesan Services Appeal	\$ 9,999,957	38%
Insurance program	\$ 6,493,793	26%
Contributions and bequests	\$ 1,680,538	6%
Programs and services	\$ 1,287,652	5%
Net investment return	\$ 3,945,419	15%
Interest and dividends	\$ 1,556,896	6%
Special events, net	\$ 577,458	2%
Rental income	\$ 204,000	1%
Cemetery care deposits	\$ 339,437	1%
Other income, net	\$ 45,326	0%
Totals	\$ 26,130,476	100%
Expenses		
Program services		
Social Services	\$ 3,404,472	13%
Diocesan and clergy leadership	\$ 1,124,852	4%
Education	\$ 3,706,889	14%
Seminarians, deacons and women religious	\$ 1,396,506	5%
Outreach, parish and mission support	\$ 1,135,814	4%
Supporting services		
Self-insurance program	\$ 6,813,010	27%
Plant and facilities	\$ 1,397,344	5%
Chancery administration	\$ 3,573,172	14%
Guarantee of indebtedness	\$ 449,363	2%
Gain on sale of property	(1,171,389)	-4%
Change in post-employment benefit obligation	\$ (6,536)	0%
Contribution to priest and lay pension plan	\$ 2,524,947	10%
Change in net assets	\$ 1,782,032	7%
Totals	\$ 26,130,476	100%

STATEMENT OF FINANCIAL POSITION AT JUNE 30, 2023

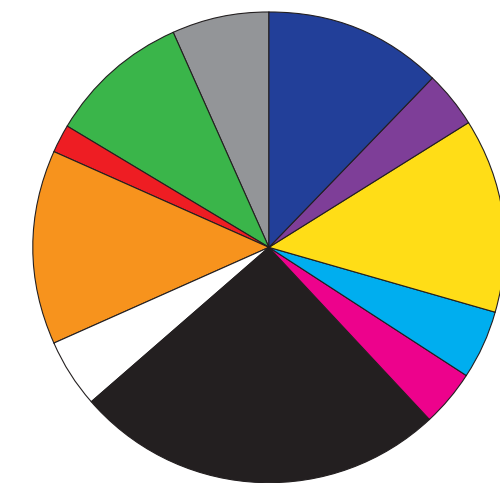
Assets		
Cash and cash equivalents	\$ 27,254,635	24%
Portfolio investments	\$ 61,923,152	52%
Receivables from diocesan entities, net	\$ 2,395,014	2%
Pledge receivable	\$ 1,275,607	1%
Other receivables	\$ 35,200	1%
Other current assets	\$ 3,656,289	3%
Property and equipment, net	\$ 21,759,994	18%
Due from Funds	\$ —	0%
Totals	\$ 118,299,891	100%
Liabilities and Net Assets		
Accounts payable and accrued expenses	\$ 2,703,695	2%
Self-insurance reserves	\$ 1,784,526	3%
Annuities payable	\$ 144,389	1%
Post-employment benefit obligation	\$ 542,507	0%
Guarantee of indebtedness reserve	\$ 1,309,397	2%
Net assets	\$ 111,815,377	91%
Due from Funds	\$ —	0%
Totals	\$ 118,299,891	100%

Revenues



- Diocesan Services Appeal
- Insurance program
- Contributions and bequests
- Programs and services
- Net investment return
- Interest and dividends
- Special events, net
- Rental income
- Cemetery care deposits

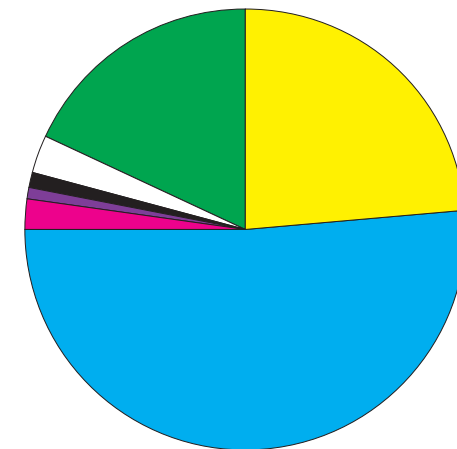
Expenses



- Social services
- Diocesan and clergy leadership
- Education
- Seminarians, deacons and women religious
- Outreach and mission support
- Self-insurance program
- Plant and facilities
- Chancery administration
- Guarantee of indebtedness
- Contribution to lay pension plan
- Change in net assets

Change in Post-Employment Benefit Obligation and Gain on Sale of Property represent zero or negative percentages, and are not included in the pie chart.

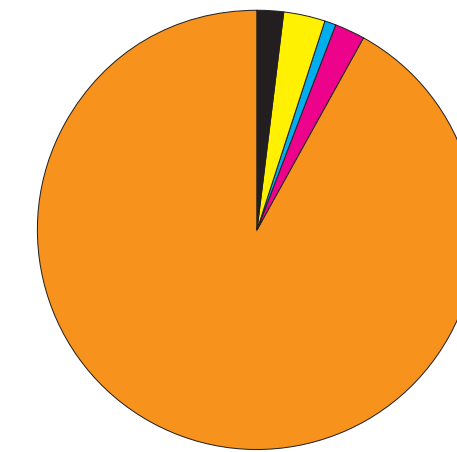
Assets



- Cash and cash equivalents
- Portfolio investments
- Receivables from diocesan entities, net
- Pledge receivable
- Other receivables
- Other current assets
- Property and equipment, net

Due from Funds represents a zero percentage, and is not included in the pie chart.

Liabilities and Net Assets



- Accounts payable and accrued expenses
- Self-insurance reserves
- Annuities payable
- Post-employment benefit obligation
- Guarantee of indebtedness reserve
- Net assets

Due from Funds represents a zero percentage, and is not included in the pie chart.

DIOCESAN COLLECTIONS JULY 2022 TO JUNE 2023

Month collected	Collection title	Funds collected
July 2022	Catholic Relief Services	\$ 112,110
August 2022	Church in Latin America / Church in Africa	\$ 96,629
September 2022	Respect Life / Migrants	\$ 114,612
October 2022	World Mission Sunday	\$ 108,570
November 2022	Campaign for Human Development	\$ 102,789
December 2022	Retirement Fund for Religious	\$ 155,758
January 2023	Catholic Education Support	\$ 123,493
February 2023	Diocesan Retired Priests	\$ 194,945
March 2023	Education of Seminarians and Priestly Formation	\$ 139,712
April 2023	Holy Land/Good Friday	\$ 155,185
April 2023	Peter's Pence	\$ 113,706
May 2023	Catholic Communication/ Catholic University	\$ 84,617
June 2023	Black and Indian Missions / Home Missions	\$ 91,398

See individual parish contributions on pages A??? or visit: www.diocesepb.org/finance-documents

COLLECTION DESCRIPTIONS

July: Catholic Relief Services — Assists poor and hungry people abroad and immigrants and refugees to the United States.

August: Church in Latin America and Africa — Funds pastoral projects in Central and South America, the Caribbean, and Africa.

September: Respect Life/Migrants — Provides resources for local pro-life activities and aid to migrant missions.

October: World Mission Sunday — Supports the Church's missions throughout the world.

November: Campaign for Human Development/ Propagation of the Faith — Provides financial assistance to projects in the United States that reduce poverty.

December: Retirement Fund for Religious — Assists religious orders with financial support for elderly priests and sisters.

January: Catholic Education Support — Provides direct support to local Catholic schools within the Diocese of Palm Beach.

February: Diocesan Retired Priests — Provides support to retired priests within the Diocese of Palm Beach.

March: Education of Seminarians and Priestly Formation — Assists the Church to cultivate and form future priests within the Diocese of Palm Beach.

April: Holy Land — Support for Christians, all people, and sacred places in the Holy Land.

April: Peter's Pence — Funding for the Holy Father to provide worldwide emergency relief as needed.

May: Catholic Communication Campaign/Catholic University — Funds Catholic organizations that help spread the good news through media and social networking, and provides student scholarships to attend The Catholic University of America.

June: Black and Indian Missions and Home Missions — Support for evangelization programs and Catholic communities in the United States.

Statement of Activities, by fund, for the fiscal year ended June 30, 2023

	Operating Fund	Plant Fund	Self-Insurance Fund	Skaff Senior Housing Fund	Eliminating Entries	Summary	
Revenues							
Diocesan Services Appeal	\$ 9,999,957	\$ —	\$ —	\$ —	\$ —	\$ 9,999,957	38%
Insurance program	\$ —	\$ —	\$ 6,797,301	\$ —	\$ (303,508)	\$ 6,493,793	26%
Contributions and bequests	\$ 1,680,538	\$ —	\$ —	\$ —	\$ —	\$ 1,680,538	6%
Programs and services	\$ 2,041,839	\$ —	\$ —	\$ —	\$ (754,187)	\$ 1,287,652	5%
Net investment return	\$ 3,912,918	\$ —	\$ —	\$ 32,501	\$ —	\$ 3,945,419	15%
Interest and dividends	\$ 728,513	\$ 3,329	\$ 271,175	\$ 553,879	\$ —	\$ 1,556,896	6%
Special events, net	\$ 577,458	\$ —	\$ —	\$ —	\$ —	\$ 577,458	2%
Rental income	\$ 204,000	\$ —	\$ —	\$ —	\$ —	\$ 204,000	1%
Cemetery care deposits	\$ 339,437	\$ —	\$ —	\$ —	\$ —	\$ 339,437	1%
Other income, net	\$ 56,883	\$ —	\$ (11,557)	\$ —	\$ —	\$ 45,326	0%
Totals	\$ 19,541,543	\$ 3,329	\$ 7,056,919	\$ 586,380	\$ (1,057,695)	\$ 26,130,476	100%
Expenses							
Program services							
Social services	\$ 3,278,461	\$ —	\$ —	\$ 141,230	\$ (15,219)	\$ 3,404,472	13%
Diocesan and clergy leadership	\$ 1,134,018	\$ —	\$ —	\$ —	\$ (9,166)	\$ 1,124,852	4%
Education	\$ 3,718,331	\$ —	\$ —	\$ —	\$ (11,442)	\$ 3,706,889	14%
Seminarians, deacons and women religious	\$ 1,412,675	\$ —	\$ —	\$ —	\$ (16,169)	\$ 1,396,506	5%
Outreach, parish and mission support	\$ 1,296,114	\$ —	\$ —	\$ —	\$ (160,300)	\$ 1,135,814	4%
Supporting services							
Self-insurance program	\$ —	\$ —	\$ 7,567,197	\$ —	\$ (754,187)	\$ 6,813,010	27%
Plant and facilities	\$ 491,210	\$ 970,187	\$ —	\$ —	\$ (64,053)	\$ 1,397,344	5%
Chancery administration	\$ 3,600,331	\$ —	\$ —	\$ —	\$ (27,159)	\$ 3,573,172	14%
Guarantee of indebtedness	\$ 449,363	\$ —	\$ —	\$ —	\$ —	\$ 449,363	2%
Gain on sale of property	\$ —	\$ (1,171,389)	\$ —	\$ —	\$ —	\$ (1,171,389)	-4%
Change in post-employment benefit obligation	\$ (6,536)	\$ —	\$ —	\$ —	\$ —	\$ (6,536)	0%
Contribution to priest and lay pension plan	\$ 2,524,947	\$ —	\$ —	\$ —	\$ —	\$ 2,524,947	10%
Change in net assets	\$ 1,642,629	\$ 204,531	\$ (510,278)	\$ 445,150	\$ —	\$ 1,782,032	7%
Totals	\$ 19,541,543	\$ 3,329	\$ 7,056,919	\$ 586,380	\$ (1,057,695)	\$ 26,130,476	100%

Statement of Financial Position, by fund, at June 30, 2023

	Operating Fund	Plant Fund	Self-Insurance Fund	Skaff Senior Housing Fund	Eliminating Entries	Summary	
Assets							
Cash and cash equivalents	\$ 12,777,379	\$ 1,623,618	\$ 11,793,058	\$ 1,060,580	\$ —	\$ 27,254,635	24%
Portfolio investments	\$ 42,808,318	\$ —	\$ —	\$ 19,114,834	\$ —	\$ 61,923,152	52%
Receivables from diocesan entities, net	\$ 2,216,331	\$ —	\$ 178,683	\$ —	\$ —	\$ 2,395,014	2%
Pledge receivable	\$ 1,275,607	\$ —	\$ —	\$ —	\$ —	\$ 1,275,607	1%
Other receivables	\$ 35,200	\$ —	\$ —	\$ —	\$ —	\$ 35,200	1%
Other current assets	\$ 99,748	\$ —	\$ 3,556,541	\$ —	\$ —	\$ 3,656,289	3%
Property and equipment, net	\$ —	\$ 21,759,994	\$ —	\$ —	\$ —	\$ 21,759,994	18%
Due from funds	\$ 5,171,906	\$ —	\$ —	\$ —	\$ (5,171,906)	\$ —	0%
Totals	\$ 64,384,489	\$ 23,383,612	\$ 15,528,282	\$ 20,175,414	\$ (5,171,906)	\$ 118,299,891	100%
Liabilities and Net Assets							
Accounts payable and accrued expenses	\$ 2,559,440	\$ 77,324	\$ 66,931	\$ —	\$ —	\$ 2,703,695	2%
Self-insurance reserves	\$ —	\$ —	\$ 1,784,526	\$ —	\$ —	\$ 1,784,526	3%
Annuities payable	\$ 144,389	\$ —	\$ —	\$ —	\$ —	\$ 144,389	1%
Post-employment benefit obligation	\$ 542,507	\$ —	\$ —	\$ —	\$ —	\$ 542,507	0%
Guarantee of indebtedness reserve	\$ 1,309,397	\$ —	\$ —	\$ —	\$ —	\$ 1,309,397	2%
Net assets	\$ 59,828,756	\$ 18,341,219	\$ 13,676,825	\$ 19,968,577	\$ —	\$ 111,815,377	91%
Due to funds	\$ —	\$ 4,965,069	\$ —	\$ 206,837	\$ (5,171,906)	\$ —	0%
Totals	\$ 64,384,489	\$ 23,383,612	\$ 15,528,282	\$ 20,175,414	\$ (5,171,906)	\$ 118,299,891	100%

SUMMARY OF PALM BEACH DIOCESE NON-PAROCHIAL COLLECTIONS — JULY 2022 TO JUNE 2023

Diocese of Palm Beach Financial Report

As we have reported in the past, the chart to the right reflects the details associated with the monthly non-parochial collections taken up in the parishes. Parishes submit the total amount received for a given collection directly to the diocesan Finance Office which, in turn, forwards the funds to the appropriate party. Most of these collections fall under the philanthropic authority of the U.S. Conference of Catholic Bishops' Office of National Collections, which receives the proceeds from dioceses across the country and sends the funds to the ultimate beneficiaries. Some collections are shared between the U.S. conference beneficiary and the local diocese. Other collections are designated for the exclusive use of the Diocese of Palm Beach.



This chart reflects some instances where there is no dollar amount shown for a particular parish and collection. This simply means the collected amount was not reported and submitted to the diocesan Finance Office within the required 60 days of the scheduled collection.

More information is available on these websites: www.usccb.org/nationalcollections; and www.diocesepb.org/finance-documents.

See Pages B1-B4 — for a full financial report, including a description for each of these collections.

Non-parochial Collections	July 2022	August 2022	September 2022	October 2022	November 2022	December 2022	January 2023	February 2023	March 2023	April 2023	April 2023	May 2023	June 2023
Parish/mission name and city	Catholic Relief Services	Church in Latin America/ Church in Africa	Respect Life/ Migrants	World Mission Sunday/ Propagation of the Faith	Campaign for Human Development	Retirement Fund for Religious	Catholic Education Support	Diocesan Retired Priests	Education of Seminarians and Priestly Formation	Holy Land (Good Friday)	Peter's Pence	Catholic Communication/ Catholic University	Black and Indian Missions Home Missions
Ascension, Boca Raton	\$ 545	448	438	254	882	1,560	380	773	1,126	350	341	280	—
Emmanuel, Delray Beach	\$ 1,465	1,122	1,791	1,404	1,533	2,323	2,315	2,672	1,865	3,570	1,743	1,274	1,353
Holy Cross Church, Indiantown	\$ 659	300	650	550	250	250	626	—	655	895	927	—	—
Holy Cross Church, Vero Beach	\$ 5,914	3,858	3,130	2,390	3,036	7,172	5,098	5,627	3,501	3,846	3,688	2,487	2,315
Holy Family Church, Port St. Lucie	\$ 490	388	1,352	1,210	572	1,928	1,790	5,616	1,896	2,311	2,305	517	1,553
Holy Name of Jesus, West Palm Beach	\$ 4,437	3,265	5,743	4,514	4,287	4,860	2,605	7,389	4,007	3,735	4,411	4,174	4,270
Holy Redeemer, Palm City	\$ 2,838	2,485	2,690	3,015	2,742	2,912	729	1,366	2,161	2,808	1,556	1,492	1,460
Holy Spirit, Lantana	\$ 1,123	1,446	1,943	1,555	1,388	1,982	1,733	2,406	2,196	3,350	1,744	1,820	1,835
Juan Diego Centro, Fort Pierce	\$ 1,224	1,583	1,913	1,907	2,758	1,536	1,352	2,005	1,226	1,694	1,930	1,791	1,448
Mary Immaculate, West Palm Beach	\$ 999	1,615	1,465	1,141	435	345	251	1,271	1,236	648	605	1,089	840
Notre Dame Mission, Fort Pierce	\$ 201	186	175	232	570	465	1,379	—	660	542	537	400	260
Our Lady of Guadalupe Mission, Fellsmere	\$ 749	602	702	795	—	—	943	1,057	867	297	946	862	—
Our Lady of Lourdes, Boca Raton	\$ 3,270	2,933	3,068	3,274	3,304	3,360	3,337	3,636	3,419	7,539	3,178	3,162	2,851
Our Lady of Perpetual Help, Delray Beach	\$ 203	191	159	274	333	257	305	1,687	221	5,394	231	227	213
Our Lady Queen of Peace, Delray Beach	\$ 1,908	1,362	1,185	1,659	1,239	1,266	1,343	1,901	1,309	2,062	1,985	1,609	1,527
Our Lady Queen of the Apostles, Royal Palm Beach	\$ 3,739	1,229	2,578	2,772	2,745	3,749	2,484	3,354	3,111	4,271	2,564	2,661	2,863
Sacred Heart Church, Lake Worth	\$ 3,271	3,133	3,067	3,682	233	3,430	7,078	3,863	3,819	6,751	1,977	2,025	2,059
Sacred Heart Church, Okeechobee	\$ 947	1,754	1,924	1,785	1,469	1,682	1,726	1,869	1,905	670	2,148	1,762	1,496
St. Anastasia, Fort Pierce	\$ 539	884	804	864	826	968	445	1,280	1,368	946	927	791	779
St. Andrew Church, Stuart	\$ 1,745	609	600	810	700	950	865	4,500	—	1,150	1,550	670	887
St. Ann, West Palm Beach	\$ 336	396	327	297	554	743	390	1,406	510	1,530	372	379	265
St. Bernadette, Port St. Lucie	\$ 2,759	2,311	2,801	3,786	3,027	4,610	1,753	—	3,933	3,398	3,310	2,473	1,357
St. Christopher, Hobe Sound	\$ 3,344	2,492	2,367	3,306	4,470	7,816	4,500	13,534	7,828	2,816	5,025	3,324	3,130
St. Clare, North Palm Beach	\$ 2,104	1,612	1,738	2,048	1,962	3,597	1,540	3,000	2,372	2,512	2,231	1,445	1,805
St. Edward, Palm Beach	\$ 1,685	2,006	—	3,755	4,342	6,155	11,519	8,910	6,175	2,354	2,125	2,926	—
St. Elizabeth Ann Seton, Port St. Lucie	\$ 1,026	1,054	1,078	1,263	1,098	1,810	1,831	2,323	1,874	1,056	1,454	774	3,767
St. Francis of Assisi, Riviera Beach	\$ 32	135	35	245	—	—	30	—	115	788	80	45	52
St. Helen, Vero Beach	\$ 4,104	3,586	3,972	4,222	3,958	6,041	4,514	6,166	4,572	4,591	4,362	3,284	3,753
St. Ignatius Loyola Cathedral, Palm Beach Gardens	\$ 4,383	2,148	2,004	1,743	1,263	4,072	1,533	3,743	2,383	4,972	1,745	2,044	2,295
St. Joan of Arc, Boca Raton	\$ 6,679	6,067	10,356	9,570	7,978	7,963	12,623	6,823	14,121	8,351	1,995	705	1,348
St. John Fisher, West Palm Beach	\$ 1,087	1,143	1,231	1,390	—	—	1,474	1,611	1,792	—	1,028	1,165	2,541
St. John of the Cross, Vero Beach	\$ 3,639	3,010	5,316	3,918	6,244	9,135	3,476	4,324	—	6,429	—	3,373	6,312
St. John the Evangelist Church, Boca Raton	\$ 218	1,560	1,575	1,830	1,588	2,153	1,825	2,520	2,099	2,572	2,572	1,328	2,257
St. Joseph Church, Stuart	\$ 2,063	2,445	3,016	3,077	3,124	5,183	3,679	4,687	5,664	4,587	2,853	2,061	3,021
St. Jude Church, Boca Raton	\$ 1,787	3,119	1,963	2,163	2,196	3,149	2,317	3,891	2,703	5,180	2,528	2,083	2,235
St. Jude Church, Tequesta	\$ 2,032	1,842	3,012	1,973	1,493	5,251	2,239	6,202	2,969	2,986	1,963	790	1,243
St. Juliana Church, West Palm Beach	\$ 1,474	2,125	3,082	1,898	1,923	2,137	2,938	11,199	1,976	2,942	1,946	1,520	1,691
St. Lucie Church, Port St. Lucie	\$ 2,712	3,029	2,688	2,676	2,229	5,494	2,728	4,231	3,341	4,141	3,582	3,055	2,383
St. Lucy Church, Highland Beach	\$ 749	751	711	670	958	891	725	1,750	1,018	1,886	2,098	716	888
St. Luke Church, Palm Springs	\$ 3,359	3,175	2,696	2,104	—	—	2,321	3,037	2,789	4,657	5,714	2,394	2,648
St. Mark Church, Boynton Beach	\$ 2,891	2,725	2,345	2,206	2,455	6,622	3,551	3,337	2,433	2,737	2,373	1,678	—
St. Mark the Evangelist, Fort Pierce	\$ 1,179	1,479	1,557	1,596	1,035	1,086	916	1,164	1,505	—	1,266	779	852
St. Martin de Porres, Jensen Beach	\$ 1,301	833	734	1,075	1,071	1,863	787	1,717	1,322	1,267	995	837	982
St. Mary Church, Pahokee	\$ —	—	—	—	—	—	363	440	347	309	320	285	548
St. Matthew Church, Lake Worth	\$ 2,699	2,582	2,305	3,300	2,586	2,840	2,552	3,325	3,294	2,847	3,060	2,207	2,443
St. Patrick Church, Palm Beach Gardens	\$ 2,957	1,892	2,472	3,026	4,724	7,340	1,860	6,893	4,430	3,428	5,151	2,153	2,727
St. Paul of the Cross, North Palm Beach	\$ 2,590	2,291	3,646	—	—	—	444	6,207	5,096	235	6,240	1,849	50
St. Peter Church, Jupiter	\$ 5,317	3,323	3,310	3,582	3,709	5,714	3,627	4,930	6,524	4,040	4,043	2,926	4,082
St. Philip Benizi, Belle Glade	\$ 368	1,137	352	652	585	468	689	677	651	1,181	635	831	767
St. Rita Church, Wellington	\$ 1,523	1,123	999	2,201	1,487	1,366	981	6,524	1,396	3,255	1,410	1,007	1,134
St. Sebastian Church, Sebastian	\$ 2,462	1,533	1,797	1,774	1,656	3,009	2,037	3,220	2,249	2,341	1,917	1,240	2,025
St. Therese de Lisieux, Wellington	\$ 1,302	1,278	1,248	1,125	1,716	1,579	1,093	2,609	1,721	1,037	1,539	1,006	1,204
St. Thomas More, Boynton Beach	\$ 3,773	2,378	2,119	1,784	3,573	4,360	1,180	6,500	2,909	5,247	1,703	2,818	2,394
St. Vincent Ferrer, Delray Beach	\$ 1,731	657	6,383	228	483	2,318	2,675	5,771	1,052	6,685	780	—	1,190
Donations Received at Pastoral Center	\$ 180	—	—	—	—	—	—	—	—	—	—	25	—
TOTALS	\$ 112,110	96,629	114,612	108,570	102,789	155,758	123,493	194,945	139,712	155,185	113,706	84,617	91,398